

Back Cover

Front Cover





FOLD

SAFE MARGIN ZONE - DON'T PUT IMPORTANT TEXT & IMAGES IN THIS AREA.

SAFE MARGIN ZONE - DON'T PUT IMPORTANT TEXT & IMAGES IN THIS AREA.

Product: 5.5" x 8.5" (WxH) Folded Program
Side: Outside Face of Program
Flat Size: 11" x 8.5" with 0.125" Bleed

5.5 x 8.5 Folded Program
Document Size: 11" x 8.5" with .125" Bleed.

-  **0.125"** **Bleed Area**
 Extend background to fill this entire area. Also, flow graphic elements into this area if they should reach the edge. This ensures that after trimming, background and graphics completely fill your card without any white edges.
-  **Trim Line**
 Elements positioned beyond this line will be trimmed off.
-  **0.25"** **Safe Area**
 Position important text and images **inside Safe Area** to prevent trimming.
-  **Artwork Area**
 Fill this area with artwork.

We prefer to receive your final design as a PDF. While exporting to PDF, save with **Press Quality (300 dpi)** settings to include crop marks and include bleeds.

Delete Cornerstone Guidelines Layer before exporting to PDF.

SAFE MARGIN ZONE - DON'T PUT IMPORTANT TEXT & IMAGES IN THIS AREA.

Inside
Left Page

FOLD

Inside
Right Page

SAFE MARGIN ZONE - DON'T PUT IMPORTANT TEXT & IMAGES IN THIS AREA.

SAFE MARGIN ZONE - DON'T PUT IMPORTANT TEXT & IMAGES IN THIS AREA.

Product: 5.5" x 8.5" (WxH) Folded Program
Side: Inside Face of Program
Flat Size: 11" x 8.5" with 0.125" Bleed

SAFE MARGIN ZONE - DON'T PUT IMPORTANT TEXT & IMAGES IN THIS AREA.